


KEY TO THE SEA



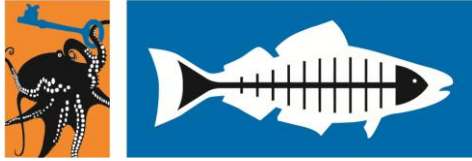
where your classroom meets the ocean

Annual Report: 2010-11 School Year

Mission Statement

In the spirit of openness, and through collaboration, communication and resource sharing, Key to the Sea strives to provide teachers with supportive professional development and multi-disciplinary, marine science curricula, which meets state and national science standards. Key to the Sea endeavors to promote environmental stewardship in students by stimulating their sense of wonder, learning and empowerment through key experiences in the environment.





Heal the Bay's Key to the Sea 2010-11 Annual Report

During the 2010-11 school year, the *Key to the Sea* program provided nearly 10,000 Los Angeles County-based individuals, including K-5th grade students, classroom teachers, and informal educators, with access to environmental education curricula and hands-on learning opportunities. The numbers of students, teachers, and field trips have increased over the previous year. Due in a large part to your support and that of our program partners, this year was successful as shown by quantitative measures as well as qualitative feedback.

Participation Numbers

A **total of 402 teachers** participated in the program.

Key to the Sea 2010-11 Summary	
Total Teachers/Program Participation	402
Workshop I Attendance	133
Workshop II Attendance	93
Veteran (Year 3+) Teachers	164
Non-Workshop/ Only Field Trip	12
Field Trips	177
Bus Stipends	105
Schools Participating	99
Districts	21
Students	8846
Title One Students	7624
% Title One Students/ Total Students	90%

Of all the teachers who participated in the program, 226 individuals completed the program's professional development workshops; a total of **133 individuals attended Workshop I** and a total of **93 persons attended Workshop II**. During each six-hour workshop, teachers received a curriculum guide aligned to California state standards, teaching supplies, and strategies on empowering their students to take action in their communities through environmental stewardship as well as leading their students to be environmentally aware while they participate in both the classroom and beach component of the program.

We welcomed back **164 teachers as veterans (year 3+)**; these teachers have already completed both workshops and may continue to receive teaching supplies, bus transportation stipends, and a field trip to the beach. Over the past several years, a trend of increasing numbers of returning participants reflects the program's relevancy and popularity as a trusted educational resource.

A total of **177 Key to the Sea field trips** took place at partnering facilities, including Cabrillo Marine Aquarium, Roundhouse Marine Studies Lab & Aquarium, SEA Lab, and Santa Monica Pier Aquarium. This represents an increase of 8 field trips over the last school year (2009-10).

Out of the 177 field trips, **105 bus stipends** (\$300/bus) were provided for transportation to the field trip site. The bus stipends, which are completely supported by grant funds, subsidized about 60% of the total field trips, allowing many students and teachers to participate who otherwise would not have been able. Many students experienced the beach for the first time.

Overall, the program reached **99 schools**, in **21 school districts**, for a total of **8,846 students** (90% of the students, or 7,624 students, attended Title 1 schools). The schools, districts, and students participating, all increased this school year in comparison to the past few years. In particular, this represents an increase of 8 schools, 1 district, and 385 students, over the last school year (2009-10). Due in large part to your support, we have been able to extend the program to more schools and students as well as educators in the region.

Qualitative Measures

We received extremely positive feedback on evaluations filled out by participating teachers; they rated the professional development workshops as meeting their expectations 98% of the time and the program as having a positive impact on their students' behavior 99% of the time.

Additional qualitative program accomplishments include:

- Two presentations on activities and model partnerships of the program were given at the National Marine Educators Association (NMEA) annual conference in July 2010.
- Both the Workshop I and Workshop II newly revised and updated Curriculum Guides were used in this school year (2010-11). They received positive feedback as to the look, layout, and design, the educator-friendly format, additional resources, and the enhanced lesson plans with new activity ideas plus modifications for students in upper (4-5) and lower (K-3) grades.
- Additional programs with a *Key to the Sea* beach component, namely Coastal Cleanup Education Day and Duke's Lunch N Learn, served approximately 1,200 students.

Contents of the Report

In this package, you will find:

- Participation data, charts, and graphs;
- A summary of teachers' evaluations;
- Copies of completed teachers' evaluations;
- Student work samples; and,
- Photo pages illustrating various aspects of the program.

Looking Ahead / Thank You

As we approach the 2011-12 school year, which will be the 12th year of this unique long-standing educational opportunity, we will continue to implement the program. Your support has allowed it to thrive this school year and will be vital to its continued success. The great importance of, and need for, the *Key to the Sea* program is paramount in teaching young people and their teachers about our impact on the environment and solutions to some of the biggest issues we face today. We will depend upon your funding and support, in order to provide this program in the coming year and we look forward to your generous support.

We recognize the contributions of all those involved with the program, including beach naturalists, instructors, partnering site representatives, classroom teachers, informal educators, grantors, and other supporters. On behalf of Heal the Bay and partnering facilities, we thank you for your support of the *Key to the Sea* program.

Sincerely,



* *Education Programs Coordinator* *

Heal the Bay | 1444 9th Street | Santa Monica CA 90401
ph 310.451.1500 x147 | fax 310.496.1902 | epratt@healthebay.org

Key to the Sea 2010-11 School Participation List

#	SCHOOL	CITY	DISTRICT	TITLE 1?	# of STUDENTS	# of TEACHERS	FIELD TRIPS	BUSES
1	20th St Elem	Los Angeles	LAUSD	Y	57	2	1	0
2	61st St Elem	Los Angeles	LAUSD	Y	49	2	1	1
3	74th St School	Los Angeles	LAUSD	Y	58	2	1	1
4	Adams Elem	Torrance	Torrance Unified	Y	67	3	1	0
5	Alpine Elem	Littlerock	Keppel Union SD	Y	72	4	2	0
6	Ambassador School Global Edu	Los Angeles	LAUSD	Y	72	3	2	0
7	Amestoy Elem	Gardena	LAUSD	Y	186	10	3	2
8	Anatola Elem	Van Nuys	LAUSD	Y	50	3	1	1
9	Annandale Elem	Los Angeles	LAUSD	Y	49	2	1	1
10	Arlington Elem	Torrance	Torrance Unified	Y	120	4	2	0
11	Balboa Blvd Elem	Northridge	LAUSD	N	96	4	2	0
12	Baldwin Hills Elem	Los Angeles	LAUSD	Y	21	2	1	1
13	Bell Gardens Elem	Bell Gardens	Montebello USD	Y	187	6	3	0
14	Billy Mitchell Elem	Lawndale	Lawndale USD	Y	110	5	2	2
15	Bitely Elem	Rosemead	Garvey USD	Y	166	7	3	3
16	Blythe St School	Sherman Oaks	LAUSD	Y	40	2	1	1
17	Buchanan St Magnet Center	Los Angeles	LAUSD	Y	57	2	1	1
18	Camellia Ave Elem	North Hollywood	LAUSD	Y	42	2	1	0
19	Canterbury Elem	Arleta	LAUSD	Y	85	4	2	0
20	Castle Heights School	Los Angeles	LAUSD	N	95	4	2	0
21	Celerity Octavia Charter School	Los Angeles	Celerity Educational	Y	22	1	1	0
22	Central Elem	Baldwin Park	Baldwin Park Unified	Y	112	6	2	2
23	Cesar Chavez Elem	Bell Gardens	Montebello USD	Y	122	4	2	2
24	Clara Barton Elem	Long Beach	LBUSD	Y	45	2	1	1
25	Coldwater Canyon Elem	North Hollywood	LAUSD	Y	50	2	1	1
26	Desert Rose Elem	Palmdale	Palmdale USD	Y	250	10	5	3
27	Dixie Canyon Ave Elem	Sherman Oaks	LAUSD	N	30	1	1	0
28	Dolores Huerta Elem	Lennox	Lennox SD	Y	90	4	2	2
29	Don Benito Elem	Pasadena	Pasadena USD	Y	49	2	1	1
30	Downtown Value School	Los Angeles	LAUSD	Y	45	2	1	0
31	El Oro Way School	Granada Hills	LAUSD	N	112	4	2	2
32	Eshelman Ave Elem	Lomita	LAUSD	Y	60	2	1	1
33	Fenton Primary Center	Lake View Terrace	LAUSD	Y	428	24	9	9
34	Fletcher Drive Elem	Los Angeles	LAUSD	Y	47	2	1	0
35	Frederick Douglass Academy	Los Angeles	ICEF Inner City Edu	Y	61	2	1	1
36	Gardena Elem	Gardena	LAUSD	Y	223	10	5	2
37	Germain Elem	Chatsworth	LAUSD	Y	65	2	1	0
38	Gompers Elem	Lakewood	LBUSD	Y	81	3	1	0
39	Grandview Blvd Elem	Los Angeles	LAUSD	Y	40	2	1	1
40	Grant Elem	Long Beach	LBUSD	Y	123	6	2	2
41	Grant Elem	Los Angeles	LAUSD	Y	117	4	2	2
42	Greenwood Elem	Montebello	Montebello USD	Y	60	2	1	0
43	Jane Addams Elem	Long Beach	LBUSD	Y	326	16	6	5
44	Joseph Gascon Elem	Los Angeles	Montebello USD	Y	49	2	1	1
45	Kester Magnet School	Sherman Oaks	LAUSD	Y	164	7	3	1

#	SCHOOL	CITY	DISTRICT	TITLE 1?	# of STUDENTS	# of TEACHERS	FIELD TRIPS	BUSES
46	Kit Carson Elem	Hawthorne	Lawndale USD	Y	117	5	2	2
47	La Tijera Elem	Inglewood	Inglewood USD	Y	47	2	1	1
48	Latona Ave Elem	Los Angeles	LAUSD	Y	39	2	1	1
49	Leichman School	Reseda	LAUSD	Y	30	3	1	1
50	Lincoln Elem	Long Beach	LBUSD	Y	112	5	2	1
51	Lincoln Elem	Redondo Beach	Redondo Beach USD	Y	88	4	2	0
52	Lockhurst Elem	Woodland Hills	LAUSD	N	60	2	1	0
53	Lorne St Magnet School	Northridge	LAUSD	Y	59	2	1	0
54	Los Angeles Elem	Los Angeles	LAUSD	Y	32	1	1	1
55	Lowell Elem	Long Beach	LBUSD	N	83	3	2	0
56	Lucille Smith School	Lawndale	Lawndale USD	Y	80	3	1	1
57	Madison Elem	South Gate	LAUSD	Y	148	6	3	3
58	Magnolia Science Academy	Reseda	LAUSD	Y	32	2	1	1
59	Manchester Ave Elem	Los Angeles	LAUSD	Y	60	3	1	0
60	Mark Twain Elem	Lawndale	Lawndale USD	Y	100	4	1	1
61	Mark Twain Elem	Long Beach	LBUSD	N	110	5	2	0
62	McKinley Elem	Pasadena	Pasadena USD	Y	46	2	1	0
63	Meadows Elem	Manhattan Beach	Manhattan Beach USD	N	80	4	2	0
64	Multicultural Learning Center	Canoga Park	LAUSD	Y	50	3	1	0
65	New Heights Charter School	Los Angeles	LAUSD	Y	48	2	1	0
66	New World Montessori School	Los Angeles	private	N	14	2	1	0
67	Norwood St Elem	Los Angeles	LAUSD	Y	110	4	2	2
68	Our Lady of Guadalupe	Hermosa Beach	LA Archdiocese	N	41	2	2	0
69	Palmdale Learning Plaza	Palmdale	Palmdale USD	Y	47	2	1	0
70	Paseo del Rey Magnet School	Playa del Rey	LAUSD	Y	91	4	2	0
71	Patrick Henry Elem	Long Beach	LBUSD	N	80	3	2	0
72	Pennekamp Elem	Manhattan Beach	Manhattan Beach USD	N	90	3	2	1
73	Plummer Elem	North Hills	LAUSD	Y	41	2	1	1
74	Ramona Elem	Alhambra	Alhambra USD	Y	157	8	3	3
75	Ramona Elem	Los Angeles	LAUSD	Y	53	3	1	1
76	Ranchito Ave Elem	Panorama City	LAUSD	Y	84	4	2	2
77	Riley Elem	Lakewood	LBUSD	Y	80	4	2	2
78	Roosevelt Elem	Long Beach	LBUSD	Y	159	9	3	3
79	Roosevelt Elem	Lawndale	Lawndale USD	Y	140	7	2	2
80	Rosemont Ave Elem	Los Angeles	LAUSD	Y	46	2	1	1
81	San Antonio Elem	Huntington Park	LAUSD	Y	135	7	3	2
82	Solano Ave School	Los Angeles	LAUSD	Y	98	4	2	2
83	Soto St Elem	Los Angeles	LAUSD	Y	45	2	1	1
84	St. Joseph School	Hawthorne	LA Archdiocese	N	73	4	2	0
85	Taper Ave Elem	San Pedro	LAUSD	Y	44	2	1	0
86	Tom Bradley Elem	Los Angeles	LAUSD	Y	66	3	1	1
87	Valley Regional Elem #6	Panorama City	LAUSD	Y	47	2	1	1
88	Van Deene Elem	Torrance	LAUSD	Y	30	1	1	0
89	Vanalden Elem	Reseda	LAUSD	Y	76	4	2	2
90	Verdugo Woodlands Elem	Glendale	Glendale USD	N	103	4	2	0

#	SCHOOL	CITY	DISTRICT	TITLE 1?	# of STUDENTS	# of TEACHERS	FIELD TRIPS	BUSES
91	Village Glen Elem	Sherman Oaks	LAUSD	N	60	2	1	0
92	Ward Elem	Downey	Downey USD	Y	120	4	2	2
93	West Vernon Elem	Los Angeles	LAUSD	Y	38	2	1	1
94	Westport Heights Elem	Los Angeles	LAUSD	Y	175	8	4	4
95	Wilbur Ave Elem	Tarzana	LAUSD	N	95	5	2	0
96	Will Rogers Elem	Santa Monica	SMMUSD	Y	98	4	2	0
97	Willard Elem	Long Beach	LBUSD	Y	191	9	3	3
98	William Green Elem	Lawndale	Lawndale USD	Y	198	9	3	2
99	Williams Elem	Downey	Downey USD	Y	50	2	1	0
GRAND TOTALS:				Y = 83 N = 16	8846	395	177	105

Note: 395 is number of teachers **with** a field trip. It does not include 7 teachers who took a workshop but not the field trip.

Student Participation by District

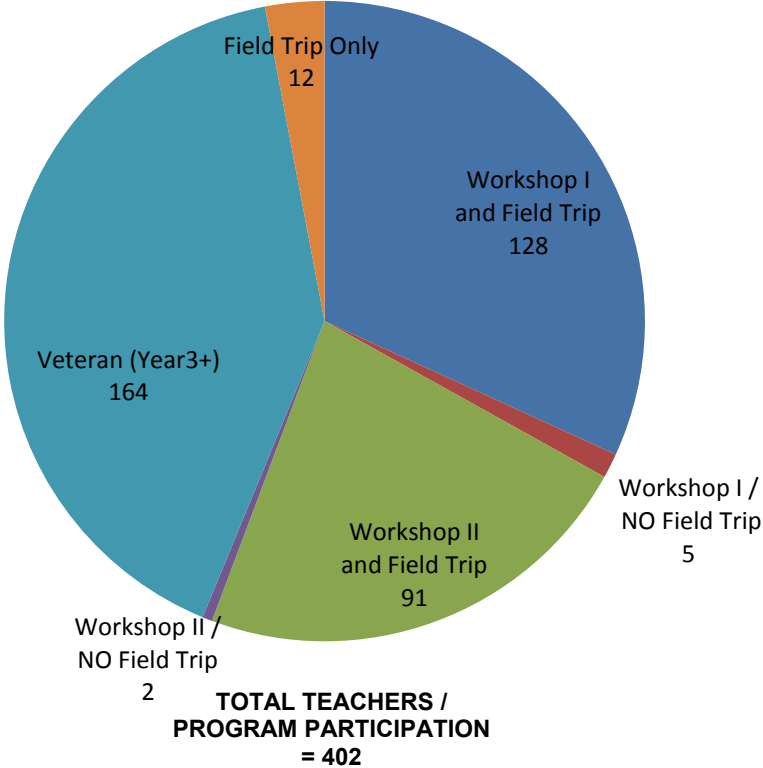
#	DISTRICT	# of STUDENTS
1	Alhambra USD	157
2	Baldwin Park Unified	112
3	Downey USD	170
4	Garvey USD	166
5	Glendale USD	103
6	ICEF Inner City Edu	61
7	Inglewood USD	47
8	Keppel Union SD	72
9	LA Archdiocese	114
10	LAUSD	4230
11	Lawndale USD	745
12	Lennox SD	90
13	Long Beach USD	1390
14	Manhattan Beach USD	170
15	Montebello USD	418
16	Redondo Beach USD	88
17	Palmdale USD	297
18	Pasadena USD	95
19	Private-Other	36
20	Torrance Unified	187
21	Santa Monica Malibu USD	98
		8846

Student Participation: Title I Status

%TITLE I	# of STUDENTS	FIELD TRIPS	BUSES
Title I Students = 90%	7624	149	102
Non-Title I = 10%	1222	28	3
	8846	177	105

Key to the Sea 2010-11 Teacher Participation Data

Attended Workshop I and Field Trip	128
Attended Workshop I / NO Field Trip	5
Attended Workshop II and Field Trip	91
Attended Workshop II / NO Field Trip	2
Veteran (Year 3+) Participants with Field Trip	164
Attended Field Trip Only	12
TOTAL TEACHERS / PROGRAM PARTICIPATION	402



The "total teachers/program participation" of 402 includes all teachers who were involved with the program in some way - workshop attendees, veteran participants, and teachers who only had a field trip. It is greater than the number of teachers as listed on the school participation table (395), because some teachers did NOT have a field trip (7).

Key to the Sea 2010-11

Professional Development Workshop Evaluation Summary

WORKSHOP I -- OVERALL

	n/a or no response	(negative) 1	2	3	4	5 (positive)
Expectations Met Today?	1%		0%	1%	16%	82%
Will Be Effective for Students?	11%		0%	0%	9%	80%

WORKSHOP I -- ACTIVITIES

	n/a or no response	(negative) 1	2	3	4	5 (positive)
Introduction	7%		0%	2%	17%	73%
Wonders of Watersheds	8%		0%	2%	21%	69%
Beach Topics	8%		1%	2%	12%	77%
Connections	7%		0%	1%	18%	74%

WORKSHOP II -- OVERALL

	n/a or no response	(negative) 1	2	3	4	5 (positive)
Expectations Met Today?	1%		0%	0%	8%	91%
Will Be Effective for Students?	1%		0%	0%	2%	97%

WORKSHOP II -- MAKE-N-TAKE ACTIVITIES

	n/a or no response	(negative) 1	2	3	4	5 (positive)
Introduction	2%		0%	0%	8%	90%
Water Everywhere	2%		0%	0%	8%	90%
Storm Drain System	3%		0%	1%	5%	89%
Sewage Treatment	7%		0%	3%	8%	82%
Marine Debris & Plastics	3%		0%	1%	12%	84%
Beach Exploration	3%		0%	1%	21%	75%
Ocean Habitats	5%		0%	1%	7%	87%
Sustainable & Safe Seafood	3%		0%	1%	8%	88%

** Percentages may not add to 100% due to rounding.

Key to the Sea 2010-11

Post-Program Evaluation Summary

After teachers have completed the workshop, taken their students on the field trip, and utilized the curriculum guide in the classroom, they fill out and send in the Post Program Evaluation.

The ratings from evaluations are recorded to help assess the effectiveness of the program.

LOGISTICS	n/a or no response	(negative) 1	2	3	4	5 (positive)
Reservations at Centers?	3%		0%	3%	16%	78%
Registrations for Workshop?	1%		0%	0%	15%	84%

FIELD TRIP	n/a or no response	(negative) 1	2	3	4	5 (positive)
Overall Field Trip?	1%		0%	1%	13%	85%
Bird Observations?	6%		0%	6%	23%	64%
Sandy Beach Exploration?	7%		0%	4%	20%	69%
Pollution Info/Relay?	11%		0%	5%	18%	67%
Interaction with Naturalists?	1%		0%	0%	11%	88%
Classroom Teacher's Role?	5%		0%	0%	21%	74%

CURRICULUM	n/a or no response	(negative) 1	2	3	4	5 (positive)
Easy to Understand & Use?	0%		0%	3%	35%	62%
Layout and Look?	1%		0%	1%	28%	70%

IMPACT	n/a or no response	(negative) 1	2	3	4	5 (positive)
Effect on Student Behavior?	1%		0%	0%	12%	87%

** Percentages may not add to 100% due to rounding.



Teacher Professional Development Workshop Evaluation

Name: Laura Miller Grade Taught: 2/3 Combo
 School: Central Elementary Baldwin Park
 Workshop Date: 1-22-11 Location of Training: Santa Monica Heal The Bay off.

Thank you for your participation in today's *Key to the Sea* workshop! This evaluation will help us continue to offer a high quality workshop that meets the needs of teachers.

PART 1

1. How many years have you been a **classroom teacher**? Circle one.
 1-2 years 3-5 years 6-10 years 11-19 years 20+ years n/a

2. How did you **hear about the Key to the Sea program**? Circle all that apply.
 a. Co-worker d. Aquarium/Public Venue
 b. Paper Flyer e. Other:
 c. Online

3. Please rate the **convenience of** the following:
 Workshop dates: (not convenient) 1 2 3 4 5 (very convenient)
 Workshop locations: (not convenient) 1 2 3 4 5 (very convenient)
 Comments:

4. How would you describe your initial impression of the Key to the Sea **curriculum guide layout and design**?

I was impressed. The curriculum guide is beautiful. I was happy to get extra copies of each activity sheet.

5. One thing I will take back to **use in my classroom right away is**:

The watershed materials. I plan to start with the local area, storm drains, water usage, littering, etc and then connect it to the ocean.

PART 2

1. How were your expectations met for today's workshop?
 (did not meet) 1 2 3 4 5 (exceeded expectations)

Comments: scheduled well - flowed well - liked the walk & visiting two sites. Snacks!!





2. Please rate and share comments regarding each of the sections of the workshop.

Introduction

(negative) 1 2 3 4 5 (positive)

Comments: The presenters were approachable, clear, and used hands on activities. Great affect!

WOW: Wonders of our Watersheds

(negative) 1 2 3 4 5 (positive)

Comments: I like the worksheets (map & Diagrams)

Know Before You Go/ Beach Topics

(negative) 1 2 3 4 5 (positive)

Comments:

Connections

(negative) 1 2 3 4 5 (positive)

Comments:

3. Overall, how effective do you feel the *Key to the Sea* program will be for your students?

(not effective) 1 2 3 4 5 (highly effective)

Comments: This will be a great opportunity for my students. For many of them this will be their first experience at the beach. The real life connection will really enforce their learning. Thank you!



Teacher Professional Development Workshop II Evaluation

Name: Patricia Loomis Grade Taught: 3rd
 School: 61st Street ES
 Workshop Date: 11/20/10 Location of Training: Cabrillo

Thank you for your participation in today's *Key to the Sea* workshop! This evaluation will help us continue to offer a high quality workshop that meets the needs of teachers.

PART 1

1. Please rate the **convenience** of the following:

Workshop dates: (not convenient) 1 2 3 4 5 (very convenient)
 Workshop locations: (not convenient) 1 2 3 4 5 (very convenient)

Comments: Great location and amenities.

2. How would you describe your initial impression of the Key to the Sea **curriculum guide layout and design**?

Organized and inviting.

3. One thing I will take back to **use in my classroom right away** is:

A drop in the bucket. Easy to do and effective.

PART 2

1. How were your expectations met for today's workshop?

(did not meet) 1 2 3 4 5 (exceeded expectations)

Comments: Information and lesson plans are student friendly.

2. Please rate and share comments regarding each of the sections of the workshop.

Introduction

(negative) 1 2 3 4 5 (positive)

Comments:



Water – It's Everywhere (Globe Toss, A Drop In The Bucket)

(negative) 1 2 3 4 5 (positive)

Comments:

Makes an impression.

Storm Drains & The Story of Pollution (Who Pollutes Story)

(negative) 1 2 3 4 5 (positive)

Comments:

Sewage/Wastewater Treatment (Environmentally-Friendly Cleaner, Growing Green Experiment)

(negative) 1 2 3 4 5 (positive)

Comments:

Marine Debris & Plastics in Our Ocean (Trash Timeline)

(negative) 1 2 3 4 5 (positive)

Comments:

Will make a great hands on activity.

The Sandy Beach: Currents, Waves & Tides (Ocean Locomotion, Slinky Demo, Reading a Tide Chart)

(negative) 1 2 3 4 5 (positive)

Comments:

Great visuals

Ocean Habitats (Habitat Bingo)

(negative) 1 2 3 4 5 (positive)

Comments:

Very informative.

Sustainable Safe Seafood (Overfishing Game, Seafood Watch, Going Fishing Be Safe!)

(negative) 1 2 3 4 5 (positive)

Comments:

Learned a lot !!

3. Overall, how effective do you feel the Key to the Sea program will be for your students?

(not effective) 1 2 3 4 5 (highly effective)

Comments:

This will increase their awareness

Thank you for taking the time to attend today's workshop and to share your thoughts about the experience!

tremendously.

Thanks!

Post Program Evaluation



Name: Herolinda Recendez

Grade Taught: 1

School: Westport Heights

Field Trip Location: Cabrillo Beach

Date of Field Trip: Feb. 23rd

Please fill out this evaluation after you have finished the Key to the Sea program for the school year, including your workshop, field trip, and classroom curricula. Your feedback is appreciated.

Please mail to: Heal the Bay; attn: Key to the Sea

1444 9th Street

Santa Monica, CA 90401

OR, fax: 310.496.1902

Thank you for helping to make *Key to the Sea* the best it can be!

Registration/Logistics

1. Making reservations at marine science center:

(difficult/bad) 1 2 3 4 5 (easy/excellent)

Comments:

2. Registering for Key to the Sea workshop or submitting Key to the Sea veteran form:

(difficult/bad) 1 2 3 4 5 (easy/excellent)

Comments: I was able to change my workshop date with ease.

Field Trip

1. Overall, how was the outside Beach Exploration portion of your field trip?

(bad) 1 2 3 4 5 (excellent)

Comments: Excellent & memorable experience of all my students.



2. How effectively (engaging, age appropriate, key concepts, etc.) was the bird observation station with binoculars taught?

(not effective) 1 2 3 4 5 (highly effective)

Comments:

3. How effectively was the sandy beach station with digging in the sand taught?

(not effective) 1 2 3 4 5 (highly effective)

Comments: For some of my students, it was their first experience at the beach.

4. How effectively was the pollution info/ fatal food relay/ storm drain system taught?

(not effective) 1 2 3 4 5 (highly effective)

Comments: They continue identifying storm drains and the importance of not polluting.

5. How was your interaction with the Key to the Sea naturalists?

(negative) 1 2 3 4 5 (positive)

Comments: We loved our Sea Naturalists! Very patient and engaging.

6. How was your experience (as the classroom teacher) in leading/facilitating activities on the beach?

(negative) 1 2 3 4 5 (positive)

Comments: Our Sea naturalists had everything under control that all I did was have fun.

Classroom Curriculum

1. Please check the boxes of lessons used in your classroom over the course of this school year and provide comments.

WOW: Wonders of Our Watersheds

- What Is a Watershed
- Permeability Experiment
- Storm Drain System
- Neighborhood Survey
- Trash Cleanup

Comments: They enjoyed all the hands-on activities.



The Sandy Beach Environment

Prep Guidelines

Sandy Beach

Critter Cards

Quadrat Craze

Algae Algae Everywhere

Fatal Food Relay

Birds of a Feather Flock Together

Comments:

Connections

Enviro-Frame

Word-Out Postcard

Environmental Excellence Award

Plan A Project (Mural, PSA, Recycling Program, Etc.)

Comments:

2. How was your experience in understanding and implementing lessons in the curriculum guide?

(negative) 1 2 3 4 5 (positive)

Comments: The guide was very clear & easy to follow.

3. How was your experience with the overall layout and look of the curriculum guide?

(negative) 1 2 3 4 5 (positive)

Comments:

4. What challenges, if any, have you encountered with using the curriculum?

None - I just wish I had time to do it all.

Impact

1. Overall, what effect has participating in the Key to the Sea program had on your students, with regards to environmental stewardship and pollution prevention?

(negative) 1 2 3 4 5 (positive)

Comments:



2. What, if any, changes have been implemented by you or your students at home or at school since participating in Key to the Sea?

This field trip has brought an environmental awareness that was not previously taught.

3. What, if any, feedback have you received from parents, family members, or community persons, about Key to the Sea?

Additional Comments

Please share any further comments, suggestions for improvement, or stories.

Overall, the field trip was very organized and a great learning experience of all my students and parents. The workshop itself was very engaging and I look forward to attending workshop II!

Thank you!!

Thank for completing and sending in this Post-Program Evaluation. We look forward to your participation next school year!



Dear Friends,

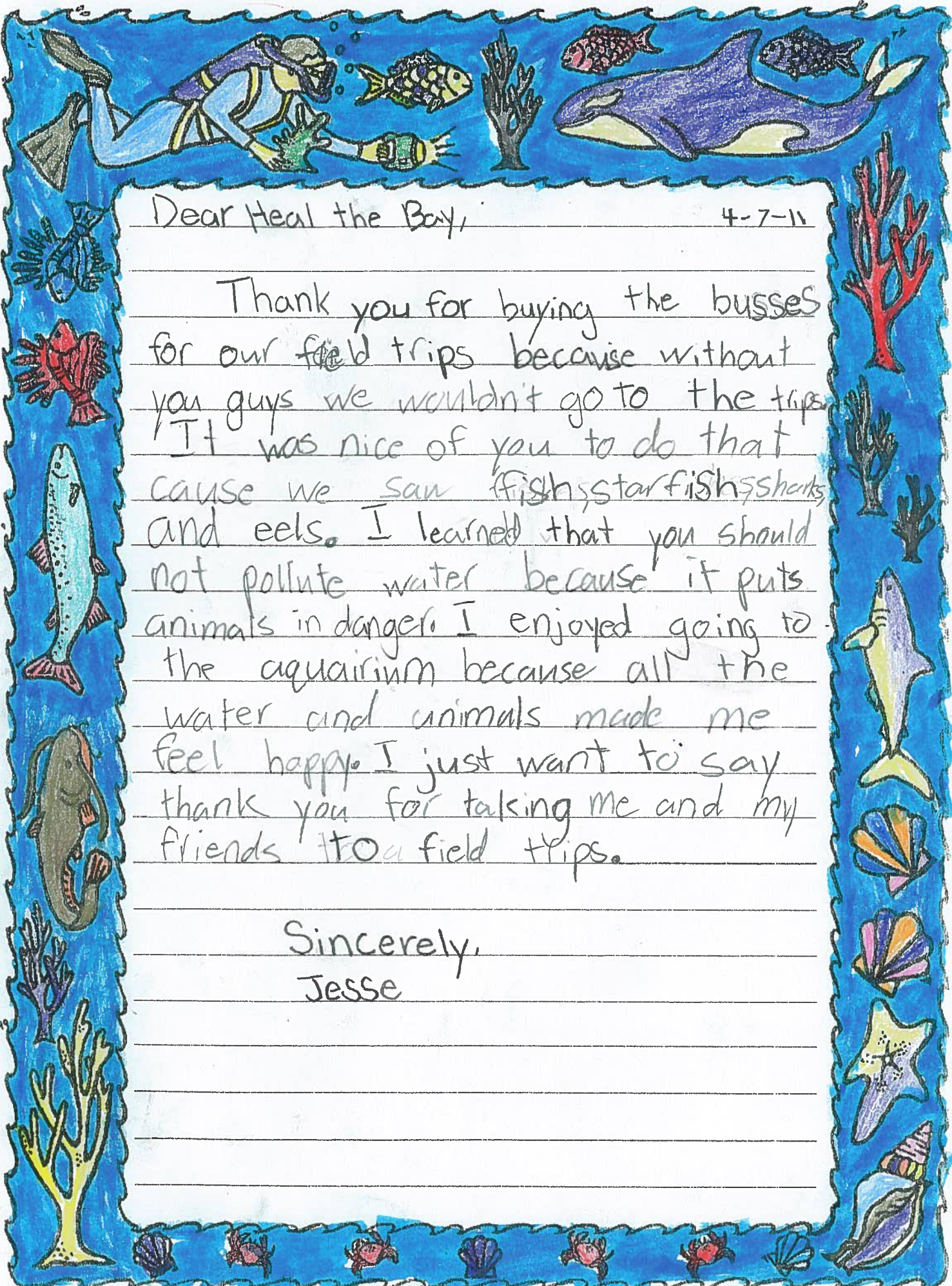
Thank you for teaching
us about how to take care
of sea animals and our
environment. I had
fun going to Cabrillo
beach.

Love,
Caitlyn

to: Key to the Sea
1444 9th Street
Santa Monica, CA
90401 Attn: Kim and Paul

Heal the Bay, 1444 9th Street, Santa Monica, CA 90401
800-HEAL BAY | www.healthebay.org/key2sea

KEY TO THE SEA



Dear Heal the Bay,

4-7-11

Thank you for buying the busses for our field trips because without you guys we wouldn't go to the trips. It was nice of you to do that cause we saw fish, starfish, sharks and eels. I learned that you should not pollute water because it puts animals in danger. I enjoyed going to the aquarium because all the water and animals made me feel happy. I just want to say thank you for taking me and my friends to a field trips.

Sincerely,
Jesse

Field Trips



KEY
TO THE
SEA



Learning about kelp on the beach
(Cabrillo Marine Aquarium)



Digging for sand crabs along
the shoreline (SEA Lab)

Using binoculars and an identification guide
to observe birds (Roundhouse Aquarium)





**KEY
TO THE
SEA**

Field Trips



Learning about pollution, the storm drain system and how we can help (Cabrillo Marine Aquarium)



Engaging in a sandy beach exploration (Santa Monica Pier Aquarium)

Playing the “fatal food relay” to learn about the effects of pollution on ocean animals (SEA Lab)



Professional Development Teacher Workshops



KEY
TO THE
SEA



Preparing for the field trip
by making bird observations
with binoculars
(Cabrillo Marine Aquarium)

Learning about activities to
bring back to the classroom
(Cabrillo Marine Aquarium)

